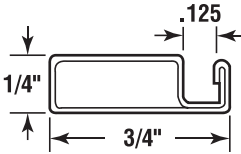



SECTION 8 / WINDOW SCREEN FRAME & COMPONENTS

PRODUCT	PAGE
Screen frame w/corners (1/4 in. thru 1 in.).....	91-95
Lip & stand-off screen frame	96
Spreader bar & clips	97
Screen slide channels, mullion & screen circles	98
Die-cast, plastic and casement screen clips.....	99
Retainer clips, pull tabs, Springs.....	100
Jiffy Hangers, Bail Latches, Plunger Latches & Slide Locks.....	101
Screen Frame Order Guide	102

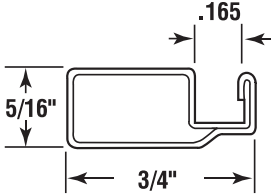

1/4 IN. ALUMINUM SCREEN FRAME & CORNERS

SER-123	Part No.	Length	Pcs/Carton	Ft./Carton	Thickness	Finish
3/4 in. x 1/4 in. Screen frame  Use spline size: .135 (Aluminum mesh) .150 (Fiberglass mesh)	123ML122-BX	12'2 in.	90	1095'	.020	Mill/Unpainted
	123BZ122-BX	12'2 in.	90	1095'	.020	Bronze
	123WH122-BX	12'2 in.	90	1095'	.020	White
	Part No.	Length	Pcs/Bundle	Ft./Bundle	Thickness	Finish
	123ML122-BN	12'2 in.	50	608'	.020	Mill/Unpainted
	123BZ122-BN	12'2 in.	50	608'	.020	Bronze
	123WH122-BN	12'2 in.	50	608'	.020	White
	123ML122-PK	12'2 in.	10	122'	.020	Mill/Unpainted
	123BZ122-PK	12'2 in.	10	122'	.020	Bronze
	123WH122-PK	12'2 in.	10	122'	.020	White
Part No.	Pcs/Bag	Pcs/Carton	Thickness	Finish		
3/4 in. x 1/4 in. Miter cut corner	C123ML-035	100	1000	.035	Mill/Unpainted	
						

NOTE:

50 piece bundles and 10 piece poly bagged packs available on most lineal items
 Screen corners now available in 100 piece poly bags

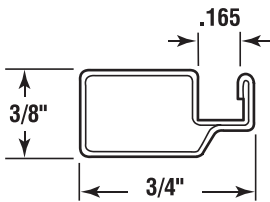
5/16 IN. ALUMINUM SCREEN FRAME & CORNERS

SER-520	Part No.	Length	Pcs/Carton	Ft./Carton	Thickness	Finish
<p>3/4 in. x 5/16 in. Screen frame</p>  <p>Use spline size: .165 (Aluminum mesh) .185 (Fiberglass mesh)</p>	520ML122-BX	12'2 in.	100	1217'	.020	Mill/Unpainted
	520GR122-BX	12'2 in.	100	1217'	.020	Gray
	520BK122-BX	12'2 in.	100	1217'	.020	Black
	520BZ122-BX	12'2 in.	100	1217'	.020	Bronze
	520WH122-BX	12'2 in.	100	1217'	.020	White
	520AL122-BX	12'2 in.	100	1217'	.020	Almond
	520AD122-BX	12'2 in.	100	1217'	.020	Adobe
	Part No.	Length	Pcs/Bundle	Ft./Bundle	Thickness	Finish
	520ML122-BN	12'2 in.	50	608'	.020	Mill/Unpainted
	520GR122-BN	12'2 in.	50	608'	.020	Gray
	520BK122-BN	12'2 in.	50	608'	.020	Black
	520BZ122-BN	12'2 in.	50	608'	.020	Bronze
	520WH122-BN	12'2 in.	50	608'	.020	White
	520AL122-BN	12'2 in.	50	608'	.020	Almond
	520AD122-BN	12'2 in.	50	608'	.020	Adobe
	520ML122-PK	12'2 in.	10	122'	.020	Mill/Unpainted
	520GR122-PK	12'2 in.	10	122'	.020	Gray
	520BK122-PK	12'2 in.	10	122'	.020	Black
	520BZ122-PK	12'2 in.	10	122'	.020	Bronze
	520WH122-PK	12'2 in.	10	122'	.020	White
520AL122-PK	12'2 in.	10	122'	.020	Almond	
520AD122-PK	12'2 in.	10	122'	.020	Adobe	
Part No.	Pcs/Bag	Pcs/Carton	Thickness	Finish		
3/4 in. x 5/16 in. Miter cut corner	C520ML-040	100	1000	.040	Mill/Unpainted	
						

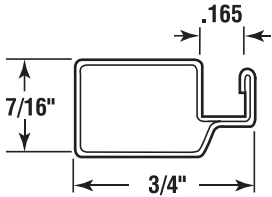

NOTE:

50 piece bundles and 10 piece poly bagged packs available on most lineal items
 Screen corners now available in 100 piece poly bags

3/8 IN. ALUMINUM SCREEN FRAME & CORNERS

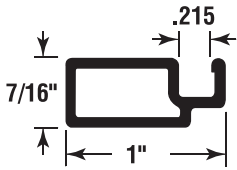
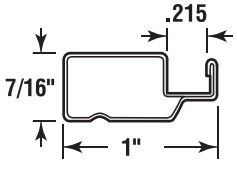
SER-519	Part No.	Length	Pcs/Carton	Ft./Carton	Thickness	Finish
<p>3/4 in. x 3/8 in. Screen frame</p>  <p>SER-519 = .020 SER-519H = .025</p> <p>Use spline size: .165 (Aluminum mesh) .185 (Fiberglass mesh)</p>	519ML122-BX	12'2 in.	100	1217'	.020	Mill/Unpainted
	519GR122-BX	12'2 in.	100	1217'	.020	Gray
	519BK122-BX	12'2 in.	100	1217'	.020	Black
	519BZ122-BX	12'2 in.	100	1217'	.020	Bronze
	519WH122-BX	12'2 in.	100	1217'	.020	White
	519AL122-BX	12'2 in.	100	1217'	.020	Almond
	519AD122-BX	12'2 in.	100	1217'	.020	Adobe
	Part No.	Length	Pcs/Bundle	Ft./Bundle	Thickness	Finish
	519ML122-BN	12'2 in.	50	608'	.020	Mill/Unpainted
	519GR122-BN	12'2 in.	50	608'	.020	Gray
	519BK122-BN	12'2 in.	50	608'	.020	Black
	519BZ122-BN	12'2 in.	50	608'	.020	Bronze
	519WH122-BN	12'2 in.	50	608'	.020	White
	519AL122-BN	12'2 in.	50	608'	.020	Almond
	519AD122-BN	12'2 in.	50	608'	.020	Adobe
	519ML122-PK	12'2 in.	10	122'	.020	Mill/Unpainted
	519GR122-PK	12'2 in.	10	122'	.020	Gray
	519BK122-PK	12'2 in.	10	122'	.020	Black
	519BZ122-PK	12'2 in.	10	122'	.020	Bronze
	519WH122-PK	12'2 in.	10	122'	.020	White
	519AL122-PK	12'2 in.	10	122'	.020	Almond
	519AD122-PK	12'2 in.	10	122'	.020	Adobe
	Part No.	Length	Pcs/Carton	Ft./Carton	Thickness	Finish
	519ML122H-BX	12'2 in.	100	1217'	.025	Mill/Unpainted
	519GR122H-BX	12'2 in.	100	1217'	.025	Gray
	519BZ122H-BX	12'2 in.	100	1217'	.025	Bronze
	519WH122H-B	12'2 in.	100	1217'	.025	White
	Part No.	Length	Pcs/Bundle	Ft./Bundle	Thickness	Finish
519ML122H-BN	12'2 in.	50	608'	.025	Mill/Unpainted	
519GR122H-BN	12'2 in.	50	608'	.025	Gray	
519BZ122H-BN	12'2 in.	50	608'	.025	Bronze	
519WH122H-BN	12'2 in.	50	608'	.025	White	
519ML122H-PK	12'2 in.	10	122'	.025	Mill/Unpainted	
519GR122H-PK	12'2 in.	10	122'	.025	Gray	
519BZ122H-PK	12'2 in.	10	122'	.025	Bronze	
519WH122H-PK	12'2 in.	10	122'	.025	White	
Part No.	Pcs/Bag	Pcs/Carton	Thickness	Finish		
3/4 in. x 3/8 in. Miter cut corner	C519ML-050	100	1000	.050	Mill/Unpainted	

7/16 IN. ALUMINUM SCREEN FRAME & CORNERS

SER-516	Part No.	Length	Pcs/Carton	Ft./Carton	Thickness	Finish
<p>3/4 in. x 7/16 in. Screen frame</p>  <p>SER-515 = .025 SER-516 = .020</p> <p>Use spline size: .165 (Aluminum mesh) .185 (Fiberglass mesh)</p>	516ML122-BX	12'2 in.	100	1217'	.020	Mill/Unpainted
	516GR122-BX	12'2 in.	100	1217'	.020	Gray
	516BZ122-BX	12'2 in.	100	1217'	.020	Bronze
	516WH122-BX	12'2 in.	100	1217'	.020	White
	516AL122-BX	12'2 in.	100	1217'	.020	Almond
	516AD122-BX	12'2 in.	100	1217'	.020	Adobe
	Part No.	Length	Pcs/Bundle	Ft./Bundle	Thickness	Finish
	516ML122-BN	12'2 in.	50	608'	.020	Mill/Unpainted
	516GR122-BN	12'2 in.	50	608'	.020	Gray
	516BZ122-BN	12'2 in.	50	608'	.020	Bronze
	516WH122-BN	12'2 in.	50	608'	.020	White
	516AL122-BN	12'2 in.	50	608'	.020	Almond
	516AD122-BN	12'2 in.	50	608'	.020	Adobe
	516ML122-PK	12'2 in.	10	122'	.020	Mill/Unpainted
	516GR122-PK	12'2 in.	10	122'	.020	Gray
	516BZ122-PK	12'2 in.	10	122'	.020	Bronze
	516WH122-PK	12'2 in.	10	122'	.020	White
	516AL122-PK	12'2 in.	10	122'	.020	Almond
	516AD122-PK	12'2 in.	10	122'	.020	Adobe
	Part No.	Length	Pcs/Carton	Ft./Carton	Thickness	Finish
	515ML122-BX	12'2 in.	100	1217'	.025	Mill/Unpainted
	515GR122-BX	12'2 in.	100	1217'	.025	Gray
	515BZ122-BX	12'2 in.	100	1217'	.025	Bronze
	515WH122-BX	12'2 in.	100	1217'	.025	White
	Part No.	Length	Pcs/Bundle	Ft./Bundle	Thickness	Finish
	515ML122-BN	12'2 in.	50	608'	.025	Mill/Unpainted
	515GR122-BN	12'2 in.	50	608'	.025	Gray
	515BZ122-BN	12'2 in.	50	608'	.025	Bronze
515WH122-BN	12'2 in.	50	608'	.025	White	
515ML122-PK	12'2 in.	10	122'	.025	Mill/Unpainted	
515GR122-PK	12'2 in.	10	122'	.025	Gray	
515BZ122-PK	12'2 in.	10	122'	.025	Bronze	
515WH122-PK	12'2 in.	10	122'	.025	White	
Part No.	Pcs/Bag	Pcs/Carton	Thickness	Finish		
3/4 in. x 7/16 in. Miter cut corner	C515ML-050	100	1000	.050	Mill/Unpainted	
						

1 IN. ALUMINUM SCREEN FRAME & CORNERS

Item packs marked with "*"available in less than pack quantities

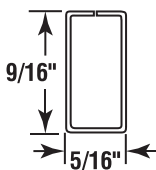
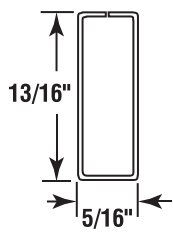
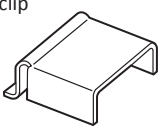
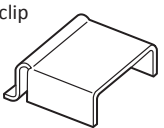
SER-114	Part No.	Length	Pcs/Carton	Ft./Carton	Thickness	Finish
1 in. Extruded screen frame  Use spline size: .235 (Aluminum mesh) .250 (Fiberglass mesh) Use corner C114ML-040	114ML122-BX	12'2 in.	50	608'	.050	Mill/Unpainted
	114SA122-BX	12'2 in.	50	608'	.050	Satin anodized
	114BZ122-BX	12'2 in.	50	608'	.050	Bronze
	114BA122-BX	12'2 in.	50	608'	.050	Bronze anodized
	114WH122-BX	12'2 in.	50	608'	.050	White
	114AL122-BX	12'2 in.	50	608'	.050	Almond
	Part No.	Length	Pcs/Bundle	Ft./Bundle	Thickness	Finish
	114ML122-PK	12'2 in.	10*	122'	.050	Mill/Unpainted
	114SA122-PK	12'2 in.	10*	122'	.050	Satin anodized
	114BZ122-PK	12'2 in.	10*	122'	.050	Bronze
	114BA122-PK	12'2 in.	10*	122'	.050	Bronze anodized
	114WH122-PK	12'2 in.	10*	122'	.050	White
	114AL122-PK	12'2 in.	10*	122'	.050	Almond
	SER-112	Part No.	Length	Pcs/Carton	Ft./Carton	Thickness
1 in. x 7/16 in. Miter cut corner  SER-112 = .032 SER-513 = .025 Use spline size: .235 (Aluminum mesh) .250 (Fiberglass mesh)	513ML122-BX	12'2 in.	84	1022'	.025	Mill/Unpainted
	513GR122-BX	12'2 in.	84	1022'	.025	Gray
	513BZ122-BX	12'2 in.	84	1022'	.025	Bronze
	513WH122-BX	12'2 in.	84	1022'	.025	White
	513AL122-BX	12'2 in.	84	1022'	.025	Almond
	513AD122-BX	12'2 in.	84	1022'	.025	Adobe
	Part No.	Length	Pcs/Bundle	Ft./Bundle	Thickness	Finish
	513ML122-PK	12'2 in.	10	122'	.025	Mill/Unpainted
	513GR122-PK	12'2 in.	10	122'	.025	Gray
	513BZ122-PK	12'2 in.	10	122'	.025	Bronze
	513WH122-PK	12'2 in.	10	122'	.025	White
	513AL122-PK	12'2 in.	10	122'	.025	Almond
	513AD122-PK	12'2 in.	10	122'	.025	Adobe
	Part No.		Pcs/Bag	Pcs/Carton	Thickness	Finish
C114ML-040		100	1000	0.04	Mill/Unpainted	
C513ML-060		100	1000	0.06	Mill/Unpainted	



LIP & STAND-OFF ALUMINUM SCREEN FRAME

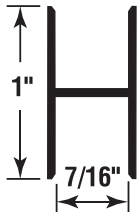
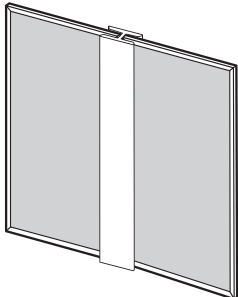
SER-124	Part No.	Length	Pcs/Carton	Ft./Carton	Thickness	Finish	
3/4 in. Stand-off frame <p>Use corner C115ML-xxx</p>	124ML122-BX	12'2 in.	60	730'	.025	Mill/Unpainted	
	124GR122-BX	12'2 in.	60	730'	.025	Gray	
	124BZ122-BX	12'2 in.	60	730'	.025	Bronze	
	124WH122-BX	12'2 in.	60	730'	.025	White	
	124AL122-BX	12'2 in.	60	730'	.025	Almond	
	124AD122-BX	12'2 in.	60	730'	.025	Adobe	
	Part No.	Length	Pcs/Bundle	Ft./Bundle	Thickness	Finish	
	124ML122-PK	12'2 in.	10	122'	.025	Mill/Unpainted	
	124GR122-PK	12'2 in.	10	122'	.025	Gray	
	124BZ122-PK	12'2 in.	10	122'	.025	Bronze	
	124WH122-PK	12'2 in.	10	122'	.025	White	
	124AL122-PK	12'2 in.	10	122'	.025	Almond	
	124AD122-PK	12'2 in.	10	122'	.025	Adobe	
SER-129	Part No.	Length	Pcs/Carton	Ft./Carton	Thickness	Finish	
1/2 in. Stand-off frame <p>Use corner C115ML-040 or AC115BK (adjustable)</p>	129ML122-BX	12'2 in.	90	1095'	.025	Mill/Unpainted	
	129GR122-BX	12'2 in.	90	1095'	.025	Gray	
	129BZ122-BX	12'2 in.	90	1095'	.025	Bronze	
	129WH122-BX	12'2 in.	90	1095'	.025	White	
	Part No.	Length	Pcs/Bundle	Ft./Bundle	Thickness	Finish	
	129ML122-PK	12'2 in.	10	122'	.025	Mill/Unpainted	
	129GR122-PK	12'2 in.	10	122'	.025	Gray	
	129BZ122-PK	12'2 in.	10	122'	.025	Bronze	
	129WH122-PK	12'2 in.	10	122'	.025	White	
	SER-118	Part No.	Length	Pcs/Carton	Ft./Carton	Thickness	Finish
	1/2 in. Lip frame <p>Use corner C115ML-040 or AC115BK (adjustable)</p>	118ML122-BX	12'2 in.	70	852'	.025	Mill/Unpainted
		118GR122-BX	12'2 in.	70	852'	.025	Gray
		118BK122-BX	12'2 in.	70	852'	.025	Black
118BZ122-BX		12'2 in.	70	852'	.025	Bronze	
118WH122-BX		12'2 in.	70	852'	.025	White	
Part No.		Length	Pcs/Bundle	Ft./Bundle	Thickness	Finish	
118ML122-PK		12'2 in.	10	122'	.025	Mill/Unpainted	
118GR122-PK		12'2 in.	10	122'	.025	Gray	
118BK122-PK		12'2 in.	10	122'	.025	Black	
118BZ122-PK		12'2 in.	10	122'	.025	Bronze	
118WH122-PK		12'2 in.	10	122'	.025	White	
SER-117		Part No.	Length	Pcs/Carton	Ft./Carton	Thickness	Finish
5/16 in. Lip frame <p>All above use spline size: .165 (Aluminum mesh) .185 (Fiberglass mesh) Use corner C117ML-020</p>		117ML122-BX	12'2 in.	120	1460'	.020	Mill/Unpainted
	117GR122-BX	12'2 in.	120	1460'	.020	Gray	
	117BZ122-BX	12'2 in.	120	1460'	.020	Bronze	
	117WH122-BX	12'2 in.	120	1460'	.020	White	
	117AL122-BX	12'2 in.	120	1460'	.020	Almond	
	117AD122-BX	12'2 in.	120	1460'	.020	Adobe	
	Part No.	Length	Pcs/Bundle	Ft./Bundle	Thickness	Finish	
	117ML122-PK	12'2 in.	10	122'	.020	Mill/Unpainted	
	117GR122-PK	12'2 in.	10	122'	.020	Gray	
	117BZ122-PK	12'2 in.	10	122'	.020	Bronze	
	117WH122-PK	12'2 in.	10	122'	.020	White	
	117AL122-PK	12'2 in.	10	122'	.020	Almond	
	117AD122-PK	12'2 in.	10	122'	.020	Adobe	
Corners	Description	Part No.	Pcs/Bag	Pcs/Carton	Thickness	Finish	
	5/16 in. Lip frame corner	C117ML-020	100	1000	.020	Mill/Unpainted	
	3/4 in. x 7/16 in. Miter cut corner	C115ML-040	100	1000	.040	Mill/Unpainted	
	3/4 in. x 7/16 in. Miter cut corner	C115ML-050	100	1000	.050	Mill/Unpainted	


ALUMINUM SCREEN FRAME SPREADER BAR

SER-128	Part No.	Length	Pcs/Carton	Ft./Carton	Thickness	Finish
5/8 in. Spreader bar 	128ML120-BX	12'0 in.	100	1200'	.025	Mill/Unpainted
	128GR120-BX	12'0 in.	100	1200'	.025	Gray
	128BZ120-BX	12'0 in.	100	1200'	.025	Bronze
	128WH120-BX	12'0 in.	100	1200'	.025	White
	128AL120-BX	12'0 in.	100	1200'	.025	Almond
	128AD120-BX	12'0 in.	100	1200'	.025	Adobe
	Part No.	Length	Pcs/Bundle	Ft./Bundle	Thickness	Finish
	128ML120-BN	12'0 in.	50	600'	.025	Mill/Unpainted
	128GR120-BN	12'0 in.	50	600'	.025	Gray
	128BZ120-BN	12'0 in.	50	600'	.025	Bronze
	128WH120-BN	12'0 in.	50	600'	.025	White
	128AL120-BN	12'0 in.	50	600'	.025	Almond
	128AD120-BN	12'0 in.	50	600'	.025	Adobe
	128ML120-PK	12'0 in.	10	120'	.025	Mill/Unpainted
	128GR120-PK	12'0 in.	10	120'	.025	Gray
	128BZ120-PK	12'0 in.	10	120'	.025	Bronze
	128WH120-PK	12'0 in.	10	120'	.025	White
	128AL120-PK	12'0 in.	10	120'	.025	Almond
	128AD120-PK	12'0 in.	10	120'	.025	Adobe
SER-127	Part No.	Length	Pcs/Carton	Ft./Carton	Thickness	Finish
7/8 in. Spreader bar 	127ML120-BX	12'0 in.	75	900'	.030	Mill/Unpainted
	127GR120-BX	12'0 in.	75	900'	.030	Gray
	127BZ120-BX	12'0 in.	75	900'	.030	Bronze
	127WH120-BX	12'0 in.	75	900'	.030	White
	127AL120-BX	12'0 in.	75	900'	.030	Almond
	127AD120-BX	12'0 in.	75	900'	.030	Adobe
	Part No.	Length	Pcs/Bundle	Ft./Bundle	Thickness	Finish
	127ML120-PK	12'0 in.	10	120'	.030	Mill/Unpainted
	127GR120-PK	12'0 in.	10	120'	.030	Gray
	127BZ120-PK	12'0 in.	10	120'	.030	Bronze
	127WH120-PK	12'0 in.	10	120'	.030	White
	127AL120-PK	12'0 in.	10	120'	.030	Almond
	127AD120-PK	12'0 in.	10	120'	.030	Adobe
	Part No.	Pcs/Bag	Pcs/Carton	Finish		
7/8 in. Spreader bar clip	159ML	100	1000	Mill/Unpainted		
						
Part No.	Pcs/Bag	Pcs/Carton	Finish			
5/8 in. Spreader bar clip	160ML	100	1000	Mill/Unpainted		
						

ALUMINUM SCREEN FRAME ACCESSORIES

Special Order Only - 2 Week Lead Time

SER-130	Part No.	Length	Pcs/Carton	Ft./Carton	Thickness	Finish
7/16 in. Extruded in.H in. section  	130ML122-BX	12'2 in.	50	610'	.025	Mill/Unpainted
	130SA122-BX	12'2 in.	50	610'	.025	Satin anodized
	130BZ122-BX	12'2 in.	50	610'	.025	Bronze
	130WH122-BX	12'2 in.	50	610'	.025	White
	130AL122-BX	12'2 in.	50	610'	.025	Almond
	130AD122-BX	12'2 in.	50	610'	.025	Adobe
	Part No.	Length	Pcs/Bundle	Ft./Bundle	Thickness	Finish
	130ML122-PK	12'2 in.	10	122'	.025	Mill/Unpainted
	130SA122-PK	12'2 in.	10	122'	.025	Satin anodized
	130BZ122-PK	12'2 in.	10	122'	.025	Bronze
	130WH122-PK	12'2 in.	10	122'	.025	White
	130AL122-PK	12'2 in.	10	122'	.025	Almond
	130AD122-PK	12'2 in.	10	122'	.025	Adobe
	130ML122-EA	12'2 in.	1	12'2 in.	.025	Mill/Unpainted
130SA122-EA	12'2 in.	1	12'2 in.	.025	Satin anodized	
130BZ122-EA	12'2 in.	1	12'2 in.	.025	Bronze	
130WH122-EA	12'2 in.	1	12'2 in.	.025	White	
130AL122-EA	12'2 in.	1	12'2 in.	.025	Almond	
130AD122-EA	12'2 in.	1	12'2 in.	.025	Adobe	

SER-185	Part No.	Description	Diameters (all colors)	Finish
1 in. Screen frame circles  <i>Only sold in packs of (5)</i>	185GR.xx	.025 Ga. 1 in. Screen frame circles Full circles only	24 in., 30 in., 36 in. 42 in., 48 in., 60 in. 72 in., 84 in., 96 in.	Gray
	185BZ.xx			Bronze
	185WH.xx			White
	185AL.xx			Almond
	185AD.xx			Adobe

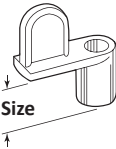
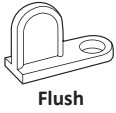
NOTE:

50 piece bundles and 10 piece poly bagged packs available on most lineal items
 Screen corners now available in 100 piece poly bags



SCREEN FRAME ACCESSORIES

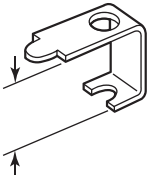
DIECAST SCREEN CLIPS (Product Line: A1211)



Size	Use screw #	Pack QTY	Adobe	Almond	Black	Bronze	Mill	White
Flush	#1052 Screw (10-24 x 5/8 in. S/T)	1000/Box	1660AD	1660AL	1660BK	1660BZ	1660ML	1660WH
1/16 in.	#1052 Screw (10-24 x 5/8 in. S/T)	1000/Box	1661AD	1661AL	1661BK	1661BZ	1661ML	1661WH
1/8 in.	#1052 Screw (10-24 x 5/8 in. S/T)	100/Bag	1662AD	1662AL	1662BK	1662BZ	1662ML	1662WH
3/16 in.	#1052 Screw (10-24 x 5/8 in. S/T)	100/Bag	1663AD	1663AL	1663BK	1663BZ	1663ML	1663WH
1/4 in.	#1052 Screw (10-24 x 5/8 in. S/T)	100/Bag	1664AD	1664AL	1664BK	1664BZ	1664ML	1664WH
5/16 in.	#1052 Screw (10-24 x 5/8 in. S/T)	100/Bag	1665AD	1665AL	1665BK	1665BZ	1665ML	1665WH
3/8 in.	#1052 Screw (10-24 x 5/8 in. S/T)	100/Bag	1666AD	1666AL	1666BK	1666BZ	1666ML	1666WH
7/16 in.	#1053 Screw (10-24 x 3/4 in. S/T)	100/Bag	1667AD	1667AL	1667BK	1667BZ	1667ML	1667WH
1-3/16 in.	#1055 Screw (10-24 x 1-5/8 in. S/T)	100/Bag	1668AD	1668AL	1668BK	1668BZ	1668ML	1668WH

All clips available in 1000 pieces per carton

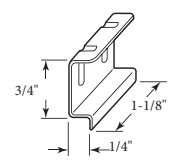
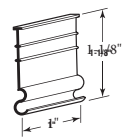
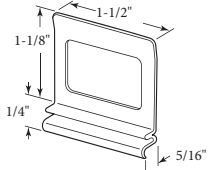
CASEMENT CLIPS (Product Line: D1310)



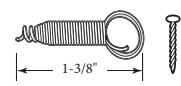
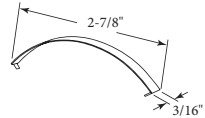
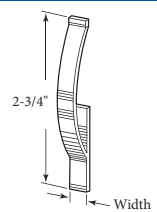
Size	Use screw #	Pack QTY	Part No.	Finish
5/16 in.	#1052 Screw (10-24 x 5/8 in. S/T)	1000/Ctn.	1780ML	Mill
3/8 in.	#1053 Screw (10-24 x 3/4 in. S/T)	1000/Ctn.	179ML	Mill
7/16 in.	#1053 Screw (10-24 x 3/4 in. S/T)	1000/Ctn.	180ML	Mill
7/8 in.	#1054 Screw (10-24 x 1-1/4 in. S/T)	1000/Ctn.	181ML	Mill
1-3/16 in.	#1055 Screw (10-24 x 1-5/8 in. S/T)	1000/Ctn.	182ML	Mill

SCREEN FRAME ACCESSORIES

RETAINER CLIPS & PULL TABS (Product Line: D1310)

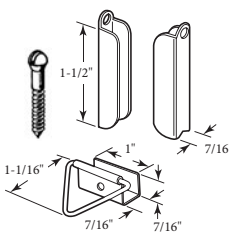
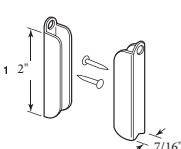
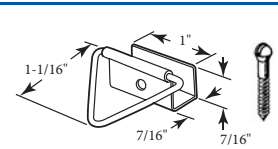
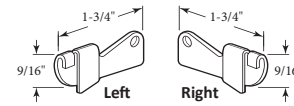
	Description	Material	Pack QTY	Mill	Black	White	Gray
	Spline channel pull tabs	Aluminum	1000/Ctn.	152ML	—	152WH	—
	Spline channel pull tabs	Plastic	1000/Ctn.	—	153BK	—	153GR
	Spline channel pull tabs	Plastic	1000/Ctn.	—	154BK	—	—

SPRINGS (Product Line: D1310)

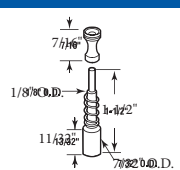
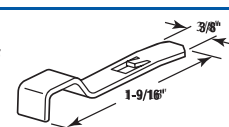
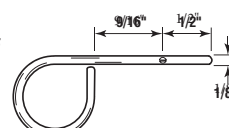
	Description	Material	Pack QTY	Part No.
	Bottom latch springs	Stainless steel	1000/Ctn.	1550SS
	Flat springs	Spring steel	1000/Ctn.	1510ZP
	Flat springs 1/4 in. wide	Spring steel	1000/Ctn.	1490ZP
	Flat springs 3/16 in. wide	Spring steel	1000/Ctn.	1560ZP

SCREEN FRAME ACCESSORIES

JIFFY HANGERS & BAIL LATCHES

	Material	Pack QTY	Finish	Part No.	Product Line
(2) Hangers & (1) latch For 7/16 in. frame 1 Set contains: 2 Hangers, 1 latch, (2) 13 x 3/4 in. spiral steel nails & 1 ball head screw 	Aluminum	250 Sets / Box	Mill	146ML	A1210
	Aluminum	250 Sets / Box	Bronze	146BZ	A1210
	Aluminum	250 Sets / Box	White	146WH	A1210
	Aluminum	250 Sets / Box	Gray	146GR	A1210
Top hangers For 7/16 in. frame w/spiral steel nails 	Aluminum	1000 / Box	Mill	144ML	A1210
	Aluminum	1000 / Box	Bronze	144BZ	A1210
	Aluminum	1000 / Box	White	144WH	A1210
	Aluminum	1000 / Box	Gray	144GR	A1210
Bottom latches For 7/16 in. frame 	Aluminum	1000 / Box	Mill	145ML	A1210
	Aluminum	1000 / Box	Bronze	145BZ	A1210
	Aluminum	1000 / Box	White	145WH	A1210
	Aluminum	1000 / Box	Gray	145GR	A1210
Knife latches Use notching tool #9025 	Aluminum	100 Pair	Mill	175ML	D1310

PLUNGER LATCHES & SLIDE LOCKS (SPECIAL ORDER)

	Material	Pack QTY	Part No.	Product Line
Plunger latches For 3/4 in. x 3/8 in. (or 7/16 in.) frame Use step drill #9017 NAIL SET STYLE 	All aluminum	100 Sets	176ML	D1310
Slide lock For all 3/4 in. frames 	Zinc plated steel	1000/Ctn.	161ML	D1310
Lock pins For all 3/4 in. frames 	Steel	1000/Ctn.	1580CP	D1310

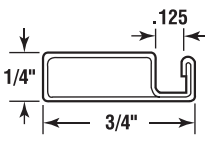
1/8"

WINDOW SCREEN ORDER FORM

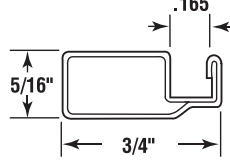
CUSTOMER NAME :	DATE :
-----------------	--------

PO NUMBER:	QTY :
------------	-------

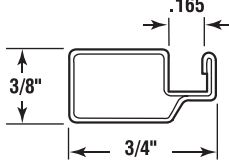
SCREEN FRAME TYPE (CHECK ONE)



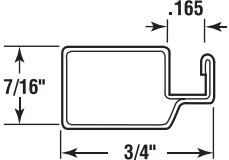
SER-123 (pg. 98)



SER-520 (pg. 99)



SER-519 (pg. 100)



SER-516 (pg. 101)

SCREEN FRAME COLOR (CHECK ONE)

GREY
 MILL
 WHITE
 BRONZE
 ALMOND

SCREEN CLOTH TYPE (CHECK ONE)

Charcoal Fiber 18x16 (STD)

Gray Fiber 18x16 (STD)

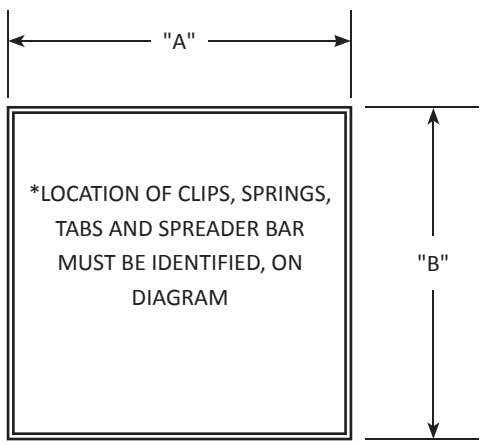
Better Vue

Brite Aluminum 18x16

Charcoal Fiber 18x14

Gray Fiber 18x14

No Screen Cloth/Spline



"A" WIDTH _____ "B" HEIGHT _____

OPTIONAL HARDWARE

INSTALL PULL TABS (153)

INSTALL SPREADER BAR

INSTALL LIFT CLIP (152ML)

INSTALL FLAT SPRINGS (1490ZP)